






Time-Line of Portland Association for Portland Archaeology

Years Ago	Period / People	Place	Graphic
0	<p>Present</p> <p>Henry VIII</p>	<p>Armada Battle of Portland 425 yrs ago</p> <p>Portland Castle 475 yrs ago</p> <p>Rufus Castle 750 yrs ago Rebuilt about 1450</p>	
1,000	<p>Normans</p> <p>Saxons</p>	<p>Vikings land at Portland about 1220 yrs ago</p>	
2,000	<p>Romans</p> <p>Iron Age</p>	<p>The Verne Earthworks 1900 yrs ago</p> <p>Maiden Castle 2400 yrs ago</p>	
3,000		<p>Tutankhamun</p> <p>About 3320</p> <p>Years ago</p>	
4,000	<p>Bronze Age</p>	<p>Stonehenge</p> <p>About 4900 yrs ago</p>	

5,000

6,000

Neolithic

Avebury



7,000

Late Mesolithic

Land bridge between Britain and Europe disappears around 7000 - 8000 yrs ago



8,000

Culverwell

About 8300 years ago



9,000

Early Mesolithic

Star Carr



10,000

11,000

12,000

Late Palaeolithic

**The Verne
&
Hengistbury Head**



50,000

Upper Palaeolithic

**Caves in the Dordogne,
France**



100,000 **Middle
Palaeolithic**

High Lodge, Suffolk



1 **million**
**Lower
Palaeolithic**

Boxgrove, Sussex



**Earliest known man
made tools in England
950,000 years ago in
Norfolk**



**Lower
Palaeolithic**

at least
3
million

Jurassic

120
to
130
Million

**Dinosaurs & other fossils,
Portland Quarries**





This information provided by the Association for Portland Archaeology

www.portlandarchaeology.weebly.com

apa@dsl.pipex.com